



Langat Singh College, Muzaffarpur

NAAC Grade 'A'

Under B. R. A. Bihar University, Muzaffarpur

# Motion of charged particles– L - 04

**Dr. Tarun Kumar Dey**

**Professor in Physics**

**HOD, Electronics**

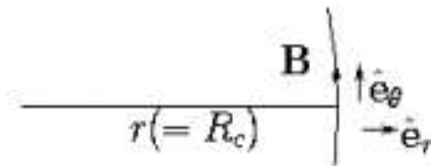
**Online Platform: <https://meet.findmementor.com>**

## Vacuum Fields

Relation between  $\nabla B$  &  $R_c$  drifts

The curvature and  $\nabla B$  are related because of Maxwell's equations, their relation depends on the current density  $J$ . A particular case of interest is  $J = 0$ : vacuum fields

Figure 7. Local polar coordinates in a vacuum field



$$\nabla \wedge \mathbf{B} = 0 \text{ (static case)} \quad (46)$$

Consider the z-component

$$0 = (\nabla \wedge \mathbf{B})_z = \frac{1}{r} \frac{\partial}{\partial r} (r B_\theta) \quad (B_r = 0 \text{ by choice}). \quad (47)$$

$$= \frac{\partial B_\theta}{\partial r} + \frac{B_\theta}{r} \quad (48)$$

or, in other words,

$$(\nabla B)_r = -\frac{B}{R_c} \quad (49)$$

[Note also  $0 = (\nabla \wedge \mathbf{B})_\theta = \partial B_\theta / \partial z : (\nabla B)_z = 0$ ]

and hence  $(\nabla B)_{\text{perp}} = -B R_c / R_c^2$

Thus the grad B drift can be written:

$$\mathbf{v}_{\nabla B} = \frac{mv_{\perp}^2}{2q} \frac{\mathbf{B} \wedge \nabla B}{B^3} = \frac{mV_{\perp}^2}{2q} \frac{\mathbf{R}_c \wedge \mathbf{B}}{R_c^2 B^2} \quad (50)$$

and the total drift across a vacuum field becomes

$$\mathbf{v}_R + \mathbf{v}_{\nabla B} = \frac{1}{q} \left( mv_{\parallel}^2 + \frac{1}{2} mv_{\perp}^2 \right) \frac{\mathbf{R}_c \wedge \mathbf{B}}{R_c^2 B^2} \quad (51)$$

Notice the following:

1.  $\mathbf{R}_c$  &  $\nabla B$  drifts are in the same direction.

2. They are in opposite directions for opposite charges
3. They are proportional to particle energies
4. Curvature  $\leftrightarrow$  Parallel Energy ( $\times 2$ )  $\nabla B \leftrightarrow$  Perpendicular Energy
5. As a result one can very quickly calculate the average drift over a thermal distribution of particles because

$$\left\langle \frac{1}{2} m v_{\parallel}^2 \right\rangle = \frac{T}{2} \quad (52)$$

$$\left\langle \frac{1}{2} m v_{\perp}^2 \right\rangle = T \quad 2 \text{ degrees of freedom} \quad (53)$$

Therefore

$$\langle \mathbf{v}_R + \mathbf{v}_{\nabla B} \rangle = \frac{2T \mathbf{R}_c \wedge \mathbf{B}}{q R_c^2 B^2} \left( = \frac{2T \mathbf{B} \wedge (\hat{\mathbf{b}} \cdot \nabla) \hat{\mathbf{b}}}{q B^2} \right) \quad (54)$$

## Mirror Trapping

$F_{||}$  may be enough to reflect particles back. But may not!

Let's calculate whether it will: Suppose reflection occurs.

At reflection point  $v_{||r} = 0$ . Energy conservation

$$\frac{1}{2} m (v_{\perp 0}^2 + v_{||0}^2) = \frac{1}{2} m v_{\perp r}^2 \quad (55)$$

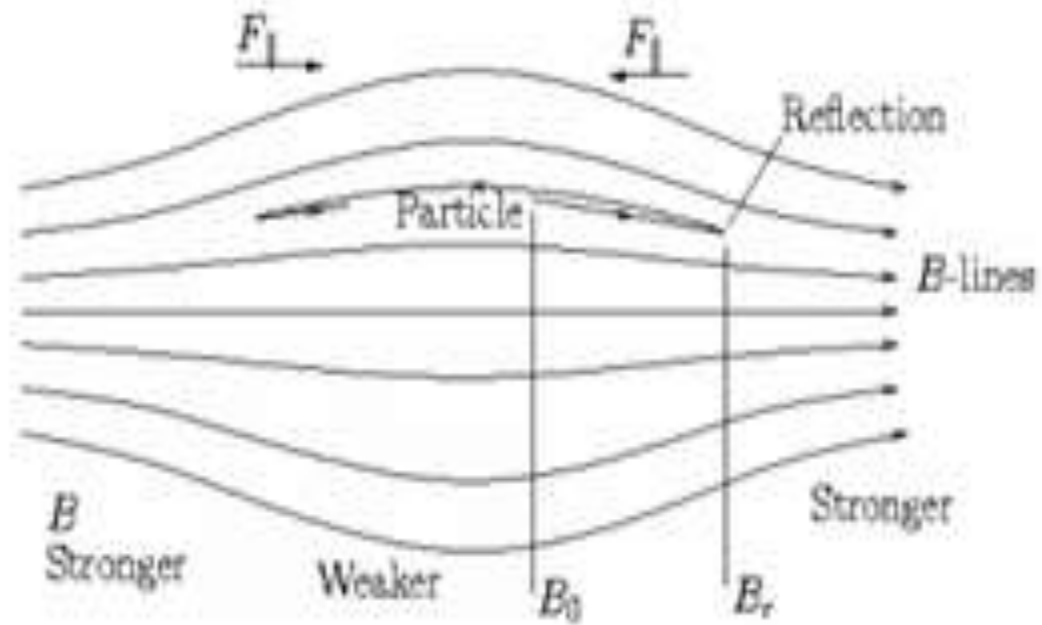


Figure 8. Magnetic Mirror

$\mu$  conservation

$$\frac{\frac{1}{2}mv_{\perp 0}^2}{B_0} = \frac{\frac{1}{2}mv_{\perp r}^2}{B_r} \quad (56)$$

$$v_{\perp 0}^2 + v_{\parallel 0}^2 = \frac{B_r}{B_0} v_{\perp 0}^2 \quad (57)$$



$$\frac{B_0}{B_r} = \frac{v_{\perp 0}^2}{v_{\perp 0}^2 + v_{\parallel 0}^2} \quad (58)$$

Pitch Angle  $\theta$

$$\tan \theta = \frac{v_{\perp}}{v_{\parallel}} \quad (59)$$

$$\frac{B_0}{B_r} = \frac{v_{\perp 0}^2}{v_{\perp 0}^2 + v_{\parallel 0}^2} = \sin^2 \theta_0 \quad (60)$$

So, given a pitch angle  $\theta_0$ , reflection takes place where  $B_0/B_r = \sin^2 \theta_0$ .

If  $\theta_0$  is too small no reflection can occur.

Critical angle  $\theta_c$  is obviously

$$\theta_c = \sin^{-1}(B_0/B_1)^{\frac{1}{2}} \quad (61)$$

Loss Cone is all  $\theta < \theta_c$ .

Importance of Mirror Ratio:  $R_m = B_1/B_0$ .

## Other Features of Mirror Motions

Flux enclosed by gyro orbit is constant.

$$\Phi = \pi r_L^2 B = \frac{\pi m^2 v_{\perp}^2}{q^2 B^2} B$$

(62)

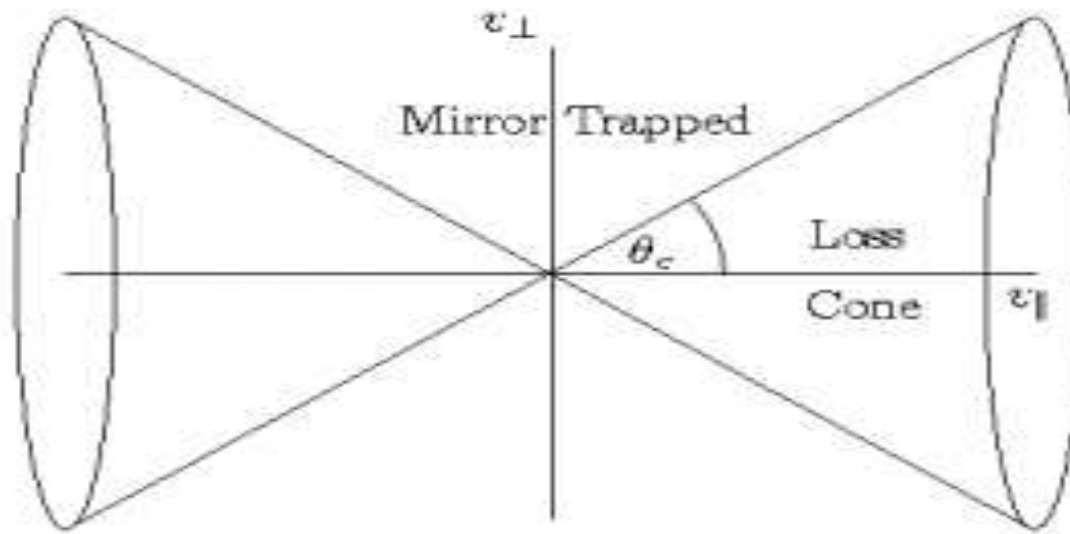


Figure 9. Critical angle  $\theta_c$  divides velocity space into a loss-cone and a region of mirror-trapping

$$= \frac{2\pi m}{q^2} \frac{\frac{1}{2}mv_{\perp}^2}{B} \quad (63)$$

$$= \frac{2\pi m}{q^2} \mu = \text{constant}. \quad (64)$$

Note that if B changes 'suddenly'  $\mu$  might not be conserved.

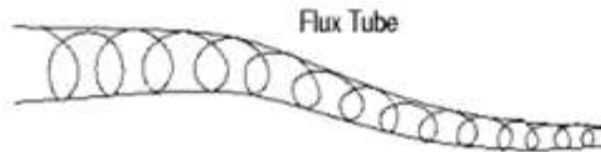


Figure 10. Flux tube described by orbit

Basic requirement

$$r_{\perp} \ll B/|\nabla B| \quad (65)$$

Slow variation of B (relative to  $r_{\perp}$ ).