



5.3: Conformational Isomers

When using ball-and-stick models, if one allows the sticks to rotate in the holes, it will be found that for ethane, $CH_3 - CH_3$, an infinite number of different atomic orientations are possible, depending on the angular relationship (the so-called *torsional angle*) between the hydrogens on each carbon. Two extreme orientations or **conformations** are shown in Figure 5-5. In end-on views of the models, the *eclipsed* conformation is seen to have the hydrogens on the forward carbon directly in front of those on the back carbon. The *staggered* conformation has each of the hydrogens on the forward carbon set between each of the hydrogens on the back carbon. It has not been possible to obtain separate samples of ethane that correspond to these or intermediate orientations because actual ethane molecules appear to have essentially "free rotation" about the single bond joining the carbons. Free, or at least rapid, rotation is possible around all $C - C$ single bonds, except when the carbons are part of a ring as in cyclopropane or cyclohexane.

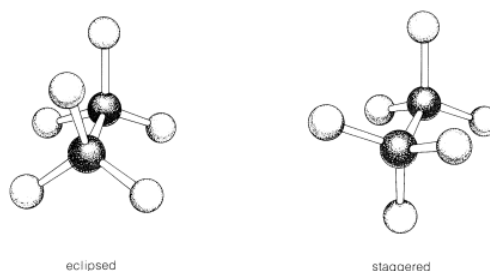


Figure 5-5: Two rotational conformations of ethane

For ethane and its derivatives, the staggered conformations are more stable than the eclipsed conformations. The reason for this in ethane is not wholly clear, but doubtless depends on the fact that, in the staggered conformation, the $C - H$ bonding electrons are as far away from one another as possible and give the least interelectronic repulsion. With groups larger than hydrogen atoms substituted on ethane carbons, space-filling models usually show less interference (**steric hindrance**) for staggered conformations than for eclipsed conformations.

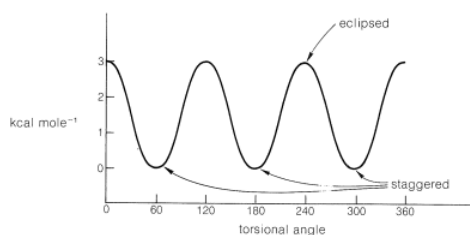


Figure 5-6: Potential-energy curve for rotation about the $C - C$ bond in ethane

The energy difference between eclipsed and staggered ethane is approximately 3 kcal mol^{-1} .⁴ This is shown in Figure 5-6 as the height of the peaks (eclipsed forms) separating the valleys (staggered forms) on a curve showing the potential energy of ethane as the methyl groups rotate with respect to each other through 360° . Rotation then is not strictly "free" because there is a 3-kcal mol^{-1} energy barrier to overcome on eclipsing the hydrogens. Even so, the barrier is low enough that rotation is very rapid at room temperature, occurring on the order of 10^{10} times per second.

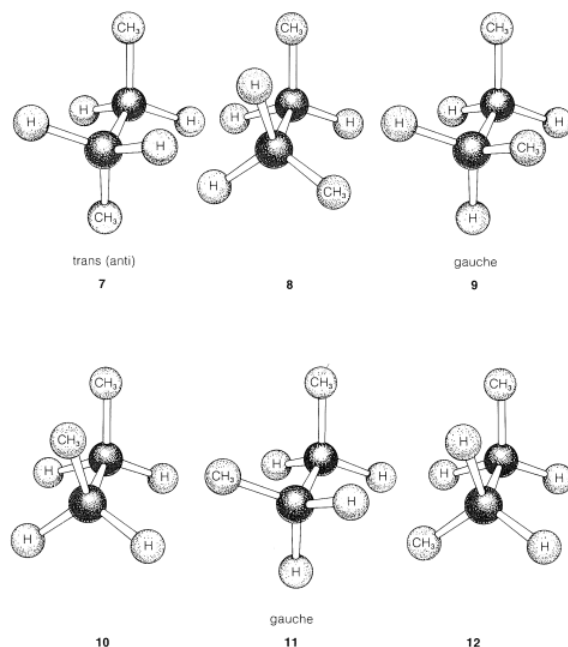


Figure 5-7: Six rotational conformations about the 2,3 $C - C$ bond of butane. The forward groups are shown here as rotating counterclockwise with respect to the rear groups.

In butane, $CH_3CH_2CH_2CH_3$, a 360° rotation about the central $C - C$ bond allows the molecule to pass through three different eclipsed arrangements (8, 10, 12), and three different staggered arrangements (7, 9, 11), as shown in Figure 5-7. Experiment shows that butane favors the staggered form 7 in which the methyl groups are farthest apart. This form is called the *anti* (or *trans*) conformation (sometimes **conformer**), and 63% of the molecules of butane exist in this form at room temperature. The other two staggered forms 9 and 11 are called *gauche* (*syn* or *skew*) conformations and have a torsional angle of 60° between the two methyl groups. Forms 9 and 11 actually are nonidentical mirror images, but bond rotation is so rapid that the separate enantiomeric conformations cannot be isolated. The populations of the two gauche forms are equal at room temperature (18.5% of each) so any optical rotation caused by one form is exactly canceled by an opposite rotation caused by the other.

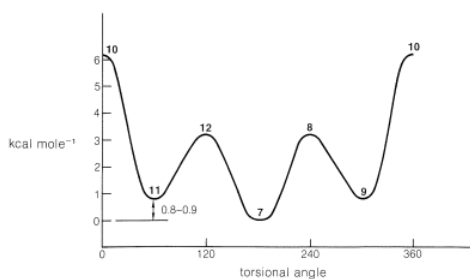


Figure 5-8: Conformational energies and rotational barriers in butane, the difference in energy between the *anti* and *gauche* forms is $0.8\text{--}0.9 \text{ kcal mol}^{-1}$. The energies are relative to conformation 7 as zero.

The populations of the eclipsed forms of butane, like the eclipsed forms of ethane, are small and represent energy maxima for the molecule as rotation occurs about the central $C - C$ bond. The energy differences between the butane conformations are represented diagrammatically in Figure 5-8. The valleys correspond to staggered forms and the energy difference between the *anti* and *gauche* forms is $0.8\text{--}0.9 \text{ kcal mol}^{-1}$.

Pioneering work in the field of conformational analysis was contributed by O. Hassel (Norway) and D. R. H. Barton (Britain), for which they shared the Nobel Prize in chemistry in 1969. Hassel's work involved the physical determination of preferred conformations of small molecules, whereas Barton was the first to show the general importance of conformation to chemical reactivity. Study of conformations and conformational equilibria has direct application to explaining the extraordinary



specificity exhibited by compounds of biological importance. The compounds of living systems are tailor-made to perform highly specific or even unique functions by virtue of their particular configurations and conformations.

⁴This is by no means a trivial amount of energy - the difference in energy between the staggered and eclipsed forms of 1 mol (30 g) of ethane being enough to heat 30 g of water from 0° to 100°.

Contributors

- John D. Robert and Marjorie C. Caserio (1977) *Basic Principles of Organic Chemistry, second edition*. W. A. Benjamin, Inc. , Menlo Park, CA. ISBN 0-8053-8329-8. This content is copyrighted under the following conditions, "You are granted permission for individual, educational, research and non-commercial reproduction, distribution, display and performance of this work in any format."